

Date Distributed:



**THE NATIONAL BOARD
OF BOILER AND PRESSURE VESSEL INSPECTORS**

NATIONAL BOARD INSPECTION CODE SUBGROUP PRESSURE RELIEF DEVICES

These minutes are subject to approval and are for the committee use only. They are not to be duplicated or quoted for other than committee use.

MINUTES

Meeting of July 8, 2025
Cincinnati, OH

The National Board of Boiler & Pressure Vessel Inspectors
1055 Crupper Avenue
Columbus, Ohio 43229-1183
Phone: (614)888-8320
FAX: (614)847-1828

1. Call to Order

Chair Daniel Marek called the meeting to order at 8:05 AM EDT on Tuesday, July 8th, 2025. Members and guests in attendance can be found on the attached attendance sheet (attachments page 1).

2. Introduction of Members and Visitors

3. Check for Quorum

4. Announcements

- This meeting marks the end of Cycle B for the 2027 NBIC edition.
- The National Board will be hosting a reception on Wednesday evening from 5:30 p.m. to 7:30 p.m. at Ault Park, on the 4th floor of the hotel.
- The National Board will be hosting breakfast and lunch on Thursday for those attending the Main Committee meeting. Breakfast will be served from 7:00 a.m. to 8:00 a.m. in Madisonville A/B, and lunch will be served from 11:30 a.m. to 12:30 p.m. in Madisonville A/B.
- Meeting schedules, meeting room layouts, and other helpful information can be found on the National Board website under the **NBIC** tab → NBIC Meeting Information.
- The NBIC Committee has transitioned from NB File Share to SharePoint. Remember to add any attachments that you'd like to show during the meeting (proposals, reference documents, powerpoints, etc.) to the NBIC SharePoint site (nationalboard.sharepoint.com/sites/NBIC) **prior to the meeting**.
 - Note that access to the NBIC SharePoint site is limited to committee members only.
 - ALL powerpoint attachments/presentations must be sent to the NBIC Secretary for approval prior to the meeting.
 - Contact Jonathan Ellis (nbicsecretary@nbbi.org) for any questions regarding NBIC SharePoint access.
- When possible, please submit proposals in Word format showing “strike through/underline.” Project Managers: please ensure any proposals containing text from previous NBIC editions are updated with text from the most current edition.
- If you'd like to request a new Interpretation or Action item, do so on the National Board Business Center.
 - Anyone, member or not, can request a new item.
- As a reminder, anyone who would like to become a member of a group or committee:
 - Should attend at least two meetings prior to being put on the agenda for membership consideration. The nominee will be on the agenda for voting during their third meeting.
 - The nominee must submit the formal request along with their resume to the NBIC Secretary **PRIOR TO** the meeting. nbicsecretary@nbbi.org
 - If needed, we can also create a ballot for voting on a new member between meetings.
- With the release of the new 2025 Edition of the NBIC the National Board has a gift for all NBIC Committee Members to show our appreciation for all your hard work. Please see Jonathan or Luis in the NB office (Mt. Washington Room), located here on the 4th Floor to receive yours.
- Thank you to everyone who registered online for this meeting. The online registration is very helpful for planning our reception, meals, room setup, etc. It is also a good way to make sure we have the most up-to-date contact information. Please continue to use the online registration for each meeting.

5. Adoption of the Agenda

A motion was made to adopt the amended agenda. The motion was seconded and approved unanimously.

6. Approval of Minutes of the January 2025 Meeting

A motion was made to approve the minutes from the January 2025 meeting. The motion was seconded and approved unanimously.

7. Awards/Special Recognition

Mr. Del Schirmer was congratulated on 5 years on Subgroup PRD and was presented with a pin by Chair Dan Marek.

8. Review of the Roster

a. Nominations

b. Reappointments

The following Subgroup memberships are up for reappointment: Mr. Eben Creaser, Mr. Prakash Dhobi, Mr. Alfred Donaldson, Mr. David Sullivan, and Mr. Tom Tarbay. Mr. Creaser indicated that he did not wish to continue on SG PRD. All others intend to continue serving on SG PRD.

c. Officer Nominations

d. Resignations

9. Items from Other Committees

a. R&A

i. Item 24-18 – Definition of Controlled Fill (P. Gilston as PM) (Attachments Page 4)

A motion was made to reject the proposal as written. The motion was seconded and approved unanimously. This item fails unanimously at SG PRD.

10. Interpretation Requests

Item Number: 24-38	NBIC Location: Part 4, 2.5.4.2 & Part 1, 3.9.1.6 c)	No Attachment
General Description: T&P relief device installation on modular HWH supply header		
Task Group: None assigned.		
Explanation of Need: The NBIC does not address the installation or location of a common T&P valve for modular HWH's. Clarification is needed on whether the common supply header can be considered part of the HWH, and whether T&P valves can be installed in the horizontal position with the outlet pointed down, if installed directly to the header with no more than 4 in. maximum interconnecting piping.		
July 2025 Meeting Action: This represents an intent interpretation and cannot move forward until the associated action item is approved.		

Item Number: 24-46	NBIC Location: Part 4, 4.3.1 a)	No Attachment
General Description: Replacement of Bodies and Transfer of Nameplates During Repair		
Task Group: None assigned.		
Explanation of Need: Clarity on what defines "the valve". Is "the valve" the nameplate solely or the nameplate and serialized base; and subsequent ability to divorce the nameplate and base during repair when the base requires replacement.		
July 2025 Meeting Action: This represents an intent interpretation and cannot move forward until the associated action item is approved.		

Item Number: 24-87	NBIC Location: Part 4, 4.7.3 a) and b)	Attachment Page 5
General Description: Changes to the original pressure relief device nameplate.		
Task Group: None assigned.		
Explanation of Need: Clarification is needed on the correct way to communicate changes to a relief device through nameplate stamping.		
July 2025 Meeting Action: A motion was made to approve the proposed question and reply. The motion was seconded and approved unanimously.		

New Interpretation Requests:

Item Number: 25-10	NBIC Location: Part 4, 2.6	Attachment Page 6
General Description: Is a Pressure Relief Device the only Relief Method for Pressure Vessels?		
Task Group: None assigned.		
Explanation of Need: The jurisdiction is claiming the NBIC implies that a pressure relief device is the only acceptable relief method for a pressure vessel since Part 4 Section 2.6 only addresses pressure relief devices.		
July 2025 Meeting Action: A motion was made to accept the proposed question and reply. The motion was seconded and approved unanimously.		

11. Action Items

Item Number: NB15-0305	NBIC Location: Part 4	No Attachment
<p>General Description: Create Guidelines for Installation of Overpressure Protection by System Design.</p> <p>Task Group: B. Nutter, A. Renaldo, D. Marek (PM), D. DeMichael, J. Wolf, D. Schirmer, J. Grace, D. Sullivan</p> <p>July 2025 Meeting Action: This item will transition to NBIC Part 2 to give guidance for inspection. A motion was made to close this item with no action. The motion was seconded and approved with one abstention (D. DeMichael), and one Negative vote (B. Nutter). A list of parties that would like to be involved in the task group for a new item will be sent to Part 2. Reasons for the negative vote and abstention can be found in the attachments.</p>		

Item Number: NB15-0315	NBIC Location: Part 4, 2.5.6 and 2.6.6 and Part 1, 4.5.6 and 5.3.6	No Attachment
<p>General Description: Review isolation Valve Requirements, and reword to allow installation of pressure relief devices in upstream piping.</p> <p>Task Group: D. DeMichael, B. Nutter (PM), A. Renaldo, D. Marek, K. Beise</p> <p>July 2025 Meeting Action: Progress report. Work continues on this item.</p>		

Item Number: 19-83	NBIC Location: Part 4, Part 1	No Attachment
<p>General Description: Address alternate pressure relief valve mounting permitted by ASME CC2887-1.</p> <p>Task Group: D. Marek (PM), T. Patel, J. Ball, R. Ceccarelli</p> <p>July 2025 Meeting Action: Progress report. Work continues on this item.</p>		

Item Number: 21-08	NBIC Location: Part 4, S4.4	No attachment
<p>General Description: Additional guidance for tank vent repairs</p> <p>Subgroup: PRD</p> <p>Task Group: D. DeMichael, H. Cornett, B. Nutter (PM), K. Beise, J. Grace</p> <p>Explanation of Need: The recently approved S4.4, "Weight Loaded Vents," (NB12-0901) provided new guidance for tank vent repairs. Several additional topics need to be addressed to enhance the guidance. These topics include: 1) Suggested test equipment and configuration for the prescribed tank vent testing. 2) Minimum requirements for replacement parts, 3) Guidance for painting tank vent components.</p> <p>July 2025 Meeting Action: Progress report. Work continues on this item.</p>		

Item Number: 22-09	NBIC Location: Part 4, 4.6.1	No Attachment
General Description: Add language to NBIC Part 4 for valves manufactured to Code Case 2787		
Subgroup: PRD		
Task Group: A. Donaldson (PM), H. Cornett, B. Nutter, T. Tarbay, J. Simms, T. Patel		
Explanation of Need: There are no requirements to address valve repairs that were manufactured or assembled to Code Case 2787 (use of more than one certified capacity on the pressure relief valve or the nameplate).		
July 2025 Meeting Action: Progress report. Work continues on this item. The PM indicated that the proposal is waiting on final language for an ASME Code update.		

Item Number: 22-20	NBIC Location: Part 4, 4.7.4	No Attachment
General Description: Inspection and testing of PRV's located above isolation valves.		
Subgroup: PRD		
Task Group: D. Marek (PM), K. Beise, J. Ball, E. Creaser, H. Cornett, A. Renaldo		
Explanation of Need: Add requirement to make sure the internals of a PRV inlet and outlet are inspected when it is tested, and require tests to be done with a pressure vessel with volume.		
July 2025 Meeting Action: Progress report. Work continues on this item.		

Item Number: 23-32	NBIC Location: Part 4, 3.3 and Supp. 6	No Attachment
General Description: Rules for T/O activities related to Nuclear Class Valves		
Subgroup: PRD		
Task Group: E. Creaser (PM), P. Dhobi, D. McHugh, J. Simms		
Explanation of Need: Nuclear facilities that perform repair and T/O activities would by allowing them to use T/O for nuclear class valves that were serviced but not in need of repair but need to be set and sealed again.		
July 2025 Meeting Action: Progress report. Work continues on this item.		

Item Number: 24-35	NBIC Location: Part 4, 4.6.2	No Attachment
General Description: Update Testing of UV-Designated Steam valves on Air to match ASME XIII		
Subgroup: PRD		
Task Group: T. Beirne, B. Nutter, N. Bailey, B. DeKeyzer, D. Marek, A. Donaldson, C. Turner, H. Cornett (PM), T. Patel, I. Flynn		
Explanation of Need: ASME Section XIII Table 3.6.3.1-1 Note 3 permits UV-designated steam valves to be tested using air when the valve is beyond the testing capabilities due to set pressure or capacity. The NBIC only permits steam valves to be tested on air by the owner/user. This should be permitted by any VR shop that has steam test equipment since it is permitted under the rules for new construction.		
July 2025 Meeting Action: Progress report. Work continues on this item. B. Nutter, N. Bailey, B. DeKeyzer, D. Marek, A. Donaldson, C. Turner, H. Cornett, T. Patel, and I. Flynn were added to the task group to further develop the proposal. H. Cornett was reassigned as PM.		

Item Number: 24-72	NBIC Location: Part 4, 4.3.1	No Attachment
General Description: Add Language to Address Replacement of Valve Bodies and Bases		
Subgroup: PRD		
Task Group: A. Donaldson (PM), G. Salwan, E. Creaser, H. Cornett, B. Nutter, P. Dhobi, T. Tarbay, T. Patel		
Explanation of Need: Under the current text of 4.3.1 there are no guidelines for the replacement of valve components to which the original nameplate is attached.		
July 2025 Meeting Action: Progress report. Work continues on this item.		

Item Number: 24-91	NBIC Location: Part 4, 3.2.3 Part 1 S3.6 d)	No Attachment
General Description: Require means to prevent safety valve discharge piping blockage for LCDSV (Part 4)		
Subgroup: PRD		
Task Group: A. Renaldo (PM), J. Simms, D. Schirmer, D. Sullivan, R. Ceccarelli		
Explanation of Need: Adding verbiage to the NBIC Part 1, Part 2 and Part 4 to require a means to prevent foreign material introduction to the safety valve discharge pipe.		
July 2025 Meeting Action: A progress report with a proposal was presented and a discussion was held. The task group continues to work on this item.		

Item Number: 24-101	NBIC Location: Part 4, Sections 3 and 4	No Attachment
<p>General Description: Revise NBIC to expand VR and T/O programs beyond ASME Certified Valves</p> <p>Subgroup: PRD</p> <p>Task Group: E. Creaser (PM), D. Marek, T. Beirne, H. Cornett, K. Beise, R. Viers, N. Bailey, A. Donaldson</p> <p>Explanation of Need: The National Board upper management and Board of Trustees have decided to expand the VR and T/O programs to valves that are constructed to standards other than ASME. The proposal file contains changes that would accomplish this goal. Changes to NB-514 and NB-528 will follow.</p> <p>July 2025 Meeting Action: A progress report and proposal in progress were presented and a discussion was held. The task group continues to work on this item.</p>		

Item Number: 25-01	NBIC Location: Part 4, 4.7.3	No Attachment
<p>General Description: Review and Clarify Guidelines for Nameplate Stamping Following Conversion</p> <p>Subgroup: PRD</p> <p>Task Group: J. Simms (PM), E. Heck, C. Turner, N. Bailey, P. Dhobi, D. Mosley, B. Nutter, D. Schirmer</p> <p>Explanation of Need: The current NBIC language lacks sufficient detail and instruction for modification of original nameplate information following conversion.</p> <p>Background Information: This stems from I24-87, requesting guidance on how much information should be marked out from original model number/type.</p> <p>July 2025 Meeting Action: A proposal for this item passed letter ballot at SG PRD on 7/2/25</p>		

12. New Business

Item Number: 25-08	NBIC Location: Part 4, 4.6.1	No Attachment
<p>General Description: Add Requirements for Qualification of Mobile Test Equipment</p> <p>Subgroup: PRD</p> <p>Task Group: None assigned.</p> <p>Explanation of Need: The current working in 4.6.1 only addresses performance test equipment. We do not address mobile test equipment. I believe we need to add a new paragraph 4.6.1 c) that addresses test equipment other than just the performance test equipment.</p> <p>Background Information: Per T. Tarbay: The reason I think we need to address test equipment is I am finding shops that are using low volume tests stands for field testing (i.e. nitrogen bottle with an air hose). As you know, using these low volume stands, you cannot "pop" a valve.</p> <p>July 2025 Meeting Action: A proposal was presented. A motion was made to close this item with no action, as the subgroup felt this was already addressed with existing language. The motion was seconded and approved unanimously.</p>		

Item Number: 25-19	NBIC Location: Part 4, Supplement 4	No Attachment
<p>General Description: Spring slackness with time in the HP steam for more than 5 years</p> <p>Subgroup: PRD</p> <p>Task Group: None assigned.</p> <p>Explanation of Need: The current NBIC guidelines do not explicitly address the time-dependent degradation of safety valve springs in high-temperature steam services. We have observed premature opening of safety valves in our HP steam headers, which has been attributed to spring relaxation over time. Without specific guidance on inspection frequency and replacement intervals, there is a risk of undetected spring degradation leading to operational disruptions, potential overpressure events, and increased maintenance costs. This amendment will provide clear and practical recommendations to mitigate these risks.</p> <p>Background Information: To ensure the continued reliability and integrity of high-pressure steam safety valves, it is proposed that the NBIC guidelines be amended to include: 1- Mandatory spring inspection during each scheduled safety valve inspection. This inspection should include, but not be limited to, assessing spring relaxation, free height, and visual inspection for signs of fatigue or damage. 2- A recommended spring replacement interval of five years for safety valves operating in high-temperature steam services. This interval is based on observed spring relaxation and the potential for thermal/mechanical fatigue over time.</p> <p>This amendment aims to proactively address the issue of premature safety valve operation and potential spring failures, enhancing safety and operational reliability.</p> <p>July 2025 Meeting Action: Inspection frequency is addressed in Part 4 Table 3.2.6. A motion was made to close this item with a letter from the Chair to the inquirer. The motion was seconded and approved unanimously.</p>		

Item Number: 25-30	NBIC Location: Part 4, 4.7.2 b) 3)	No Attachment
<p>General Description: Association of Repair for Pilots and Main Valves</p> <p>Subgroup: PRD</p> <p>Task Group: N. Bailey, J. Simms, D. Marek, D. Mosley, P. Dhobi, C. Turner, K. Beise, I. Flynn, B. Nutter, B. DeKeyzer, H. Cornett, A. Renaldo (PM)</p> <p>Explanation of Need: There is currently not language tying the pilot and main valve of a pilot-operated pressure relief valve to one another following repair.</p> <p>Background Information: ASME Section XIII 3.9 (f) (1) mandates that the pilot and main valve of a pilot-operated pressure relief valve each be marked with the same unique identifier to establish association of both components. This would create a similar requirement in NBIC to establish association of the pilot and main valve of pilot-operated pressure relief valves as being part of a single VR repair.</p> <p>July 2025 Meeting Action: A proposal was presented. A task group was assigned to further develop the proposal.</p>		

Item Number: 25-38	NBIC Location: Part 4, 3.2.5.1 and 4.6.1	No Attachment
<p>General Description: Address Testing of Pilot Valves as Complete Assembly</p> <p>Subgroup: PRD</p> <p>Task Group: N. Bailey, J. Simms, D. Marek, D. Mosley, P. Dhobi, C. Turner, K. Beise, I. Flynn, B. Nutter, T. Patel, H. Cornett, B. DeKeyzer, A. Renaldo (PM)</p> <p>Explanation of Need: ASME CC 3057 requires that pilot operated valves be tested at least once as a complete assembly to verify all components are properly connected, leak tight, and that the pilot actuates the main valve. This also verifies freedom of operation of the main valve.</p> <p>Background Information: Pilot operated valves in service have been field tested by checking pilot set point without verification that the main valve will open.</p> <p>July 2025 Meeting Action: A proposal was presented. A task group was assigned to further develop the proposal.</p>		

13. Future Meetings

- January 12-15, 2026 – New Orleans, LA

14. Adjournment

A motion was made to adjourn the meeting. The motion was seconded and approved unanimously. The meeting adjourned at 12:14 PM EDT.

Respectfully Submitted,

A handwritten signature in black ink, appearing to read 'R. Viers', with a stylized flourish at the end.

Robert Viers
Secretary, Subgroup Pressure Relief Devices

Subgroup PRD Attendees - January 2025

MEMBERS:	Interest Category	Registered For	In Person	Remote	Not In Attendance
Daniel Marek	Users	In Person	x		
David McHugh	General Interest	In Person	x		
Robert Viers	Secretary	In Person	x		
Kim Beise	National Board Certificate Holders	In Person	x		
Ray Ceccarelli	Authorized Inspection Agencies	In Person	x		
Henry Cornett	Manufacturers			x	
Nick Bailey	General Interest	In Person	x		
Eben Creaser	Jurisdictional Authorities	In Person	x		
Billy DeKeyzer	Manufacturers	In Person	x		
Denis Demichael	General Interest	Remote		x	
Prakash Dhobi	National Board Certificate Holders	In Person	x		
Alfred Donaldson	Manufacturers	In Person	x		
Erik Heck	Manufacturers	In Person	x		
Jeremy Grace	Users	Remote		x	
Daris Mosley	Users	In Person		x	
Brandon Nutter	National Board Certificate Holders	Remote		x	
Thakor Patel	Manufacturers				
Adam Renaldo	Users	In Person	x		
Gabe Salwan	General Interest	Remote		x	
Delton Schirmer	Authorized Inspection Agencies	In Person	x		
Jay Simms	Manufacturers	In Person	x		
David Sullivan	Authorized Inspection Agencies	In Person	x		
Thomas Tarbay	General Interest	In Person		x	
Clark Turner	General Interest	In Person	x		
Jon Wolf	Authorized Inspection Agencies	In Person	x		

VISITORS:	Company/Title/Interest	Registered For	In Person	Remote
Merai Alshehri	SABIC	Remote		
Lee Cochran	NBBI	In Person	x	
Erwin Cortez	Curtiss-Wright	Remote		x
John Ezernack	CNA Insurance	In Person		
John Graves	Control Southern	Remote		
Carlos Navarro	Energetica y Agro Industria	Remote		
Luis Ponce	NBBI	In Person	x	
Rob Troutt	Texas Dept. of Licensing and Regulation	In Person		
Jaun Aguirre	FM	Remote	x	
Scott Artrip	Cross Company	In Person	x	
Jeff Churchill	Blue Northern Engineering	In Person	x	
AJ Dunk	CNA Insurance	Remote		x
Chip Eskridge	Becht	In Person		
Ian Flynn	Curtiss-Wright	In Person	x	
Junior Little	Cross Company	In Person	x	
Gary Scribner	NBBI	In Person		
Joseph Ball			x	

From: [Nutter, Brandon K](#)
To: [Bob Viers](#); [Marek, Daniel T. \(GRC-FDS0\)\[MAINTHIA TECHNOLOGIES\]](#)
Subject: Reason for Negative on today"s voice vote for closure of NB15-0305
Date: Tuesday, July 8, 2025 3:32:53 PM
Attachments: [image001.png](#)
[image002.png](#)
[image003.png](#)

Bob and Dan,

I voted negative on the action to close NB15-0305 with no action premised on the notion that Part 2 will act on this issue based on reported discussions by the Board of Trustees. As is evident from the recent interpretation request, the need for the NBIC to finally address overpressure protection methods other than pressure relief devices is important to the industry and the current NBIC requirements are causing confusion. I do not support closing this action item until there is positive verification that Part 2 is indeed going to act on this critical issue. I will not be opposed to closing this action after work has begun on the Part 2 item.

I also believe the Board of Trustees erred greatly by choosing to limit the scope of Part 4 to only pressure relief devices. As is evident in many other SDO's (i.e., ASME Section XIII, API SC-PRS, EN 764-7, etc.), pressure relief device SMEs are often also the overpressure protection by system design SMEs. If using ASME Section XIII as a basis, the largest group of overpressure protection by system design SMEs lies within NBIC SG/SC PRD (Part 4) where 6 members of SC/SG PRD are also members of ASME Section XIII or XIII SG- General Requirements, which are responsible for OPPBSD in ASME BPVC. The Part 2 Installation subcommittee and subgroup have ZERO members involved with ASME BPV XIII or XIII SG-GR. It would make the most logical sense (and follow the rest of the global SDOs) to expand the scope and redesignate Part 4 as "Overpressure Protection" and make Part 4 responsible for all of the overpressure protection requirements across the various NBIC Parts. Just like with the existing pressure relief device requirements, the requirements from Part 4 would be copied into Part 2 for use by inspectors.




Sincerely,

Brandon K. Nutter
 Corporate Competency Leader – Overpressure Protection
 DuPont Engineering Technology Center



Office Number: +1-804-915-6994
 Cell Phone Number: +1-804-920-9217
 CRP 730 | 974 Centre Road | Wilmington, DE 19805
www.dupont.com

-

Connect with us:   

This communication is for use by the intended recipient and contains information that may be

From: [Denis DeMichael](#)
To: [Bob Viers](#)
Subject: Re: Reason for Abstention on vote for NB15-0305
Date: Thursday, August 7, 2025 10:22:52 AM
Attachments: [image001.png](#)

The reason for my vote is I believe SC Pressure Relief Devices have the most qualified SMEs on Overpressure Protection by System Design of all the SC's. Membership includes several members of ASME Section XIII where the requirements reside in the code. Current membership even includes the individual who was part of the task group that developed the initial code case and then its original incorporation into Section VIII.

Bob, if it's not too late you can change my vote to negative.

Regards,
Denis

On Wed, Aug 6, 2025 at 3:09 PM Bob Viers <rviers@nationalboard.org> wrote:

Hey Denis,

Just following up. Per NB-240 7.1.3, I need a written explanation for your abstention vote on closing item NB15-0305 (OP Protection by System Design). I would like to get my minutes turned in as soon as possible, and I need this for the attachments.

Sincerely,

Robert Viers

Senior Staff Engineer

Technical Department, Pressure Relief Laboratory



The National Board of Boiler and Pressure Vessel Inspectors

Testing Laboratory



**THE NATIONAL BOARD
OF BOILER AND PRESSURE VESSEL INSPECTORS**

PROPOSED REVISION OR ADDITION

Item No. A 24-18 Rev 02		
Subject/Title Controlled Fill Definition		
NBIC Location All Parts, Section 9, Glossary of Terms		
Project Manager and Task Group Philip Gilston (PM), A. Triplett		
Source (Name/email) Philip Gilston (philip_gilston@hsb.com)		
Statement of Need There is no definition of the term 'controlled fill'.		
Background Information <p>Interpretation item I 23-79 addresses the use of the term 'controlled fill' in NBIC Part 3, 2.5.3 d in relation to Welding Method 6 for Grade 91 material.</p> <p>While the term 'controlled fill' is not specifically used in the text of Welding Method 6 (2.5.3.6), directions are given for such variables as typical preheats, electrode size for SMAW, and the use of stringer beads only. The term is used explicitly in Supplement 8 for CSEF repairs, where S8.3.b says that "To control heat input the weld repair shall be performed using a "controlled fill" technique"; details are also given on such items as preheats, electrode size, required fill pass overlap, etc., and a lot of detail is provided in schematics including specifics on weld bead placement.</p>		
Existing Text None	Proposed Text <p><u>Changes form Rev 01 shown</u></p> <p>Controlled Fill – <u>a variation of a temper bead sequence in which the order, position, and size are controlled to obtain desired heat-affected zone properties.</u> control of weld technique for a repair process to ensure satisfactory weld properties by controlling distortion, promoting tempering and minimizing the risk of cracking by addressing variables including but not limited to heat input, preheat and interpass temperature, weld consumable type and size, weld technique (string or weave) and bead placement.</p>	Clean Copy <p>Controlled Fill – A variation of a temper bead sequence in which the order, position, and size are controlled to obtain desired heat-affected zone properties.</p>

Committee	VOTE				Passed	Failed	Date
	Approved	Disapproved	Abstained	Not Voting			

Item I24-87



**THE NATIONAL BOARD
OF BOILER AND PRESSURE VESSEL INSPECTORS**

Subject:	Changes to the original pressure relief device nameplate.
NBIC Location:	2023 NBIC Part 4, 4.7.3 a) and b)
Statement of Need:	Clarification is needed on the correct way to communicate changes to a relief device through nameplate stamping.
Background Information:	A VR certificate holder has been audited and has received corrective actions for only stamping out the items of a relief device's part number that have been changed. The shop was given guidance to update their quality control manual to stamp out the entire part number even when not all components have been changed.
Proposed Question:	Part 4, paragraph 4.7.3 (a) second sentence states "For these repairs, the invalidated information on the original nameplate or stamping shall be marked out but left legible." Is the invalidated information considered the to be the entire field (for example entire model number or only a portion of model number)?
Proposed Reply:	No. Only the portion that is invalidated shall be marked out but left legible. However, the entire new model number shall be marked on the VR nameplate.
Committee's Question:	Part 4, paragraph 4.7.3 (a) second sentence states "For these repairs, the invalidated information on the original nameplate or stamping shall be marked out but left legible." Is the invalidated information considered to be the entire field?
Committee's Reply:	Yes
Rationale:	The intention is to mark out the entire field, however, the invalidated/incorrect information shall remain legible.

Item I25-10



**THE NATIONAL BOARD
OF BOILER AND PRESSURE VESSEL INSPECTORS**

Subject:	Is a Pressure Relief Device the only Relief Method for Pressure Vessels?
NBIC Location:	2023 NBIC, Part 4, 2.6
Statement of Need:	The jurisdiction is claiming the NBIC implies that a pressure relief device is the only acceptable relief method for a pressure vessel since Part 4 Section 2.6 only addresses pressure relief devices.
Background Information:	NBIC Part 4 Section 2.6 only provides requirements for the pressure relief devices that protect pressure vessels. This does not mean that a pressure relief device is the only relief method for pressure vessels. ASME Section VIII Div 1 permits the use of open flow paths and overpressure protection by system design which do not have pressure relief devices.
Proposed Question:	NBIC Part 4 Section 2.6 only provides requirements for the pressure relief devices that protect pressure vessels. Is NBIC Part 4 Section 2.6 declaring that a pressure relief device is the only relief method for pressure vessels?
Proposed Reply:	No.
Committee's Question:	NBIC Part 4 Section 2.6 provides requirements for pressure relief devices that protect pressure vessels. Is NBIC Part 4 Section 2.6 declaring that a pressure relief device is the only overpressure protection method for pressure vessels?
Committee's Reply:	No.
Rationale:	NBIC Part 4, 2.6 addresses the requirements for Pressure Relief Devices when used as the method of overpressure protection for pressure vessels.